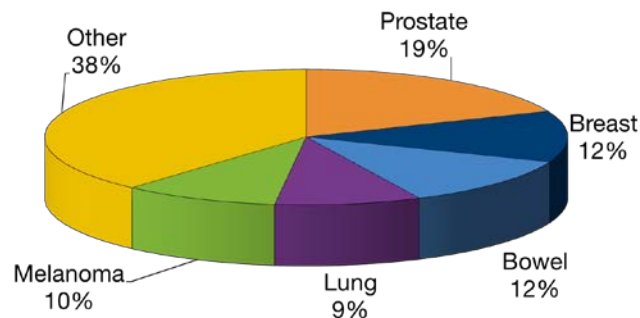


## Melanoma in Western Australia, 2009

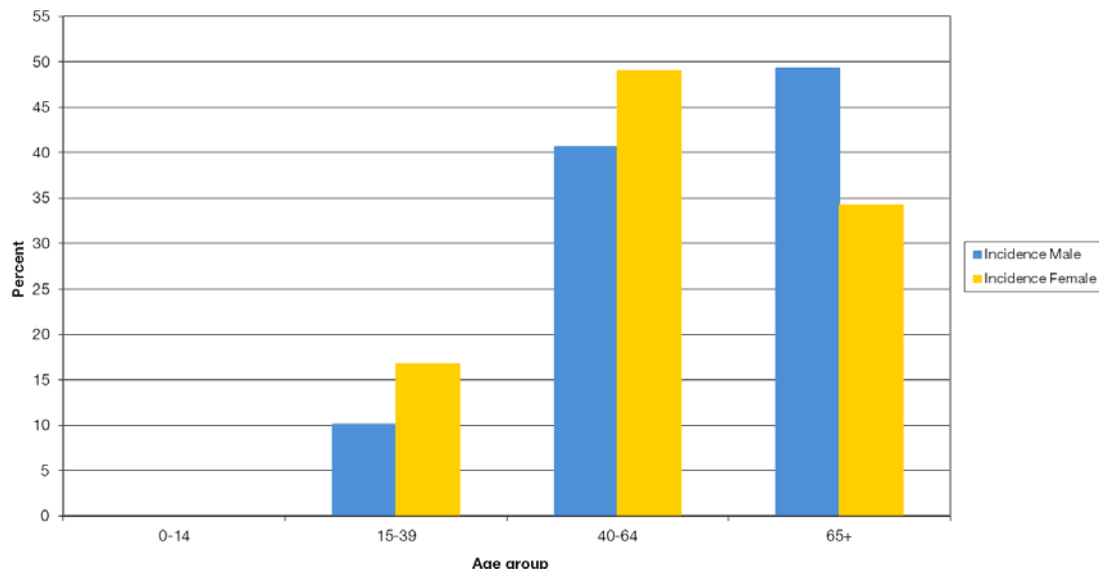
- At least 2 in 3 Australians will be diagnosed with skin cancer before the age of 70.
- Over 1,850 Australians die from skin cancer each year.
- Melanoma rates for both men and women are increasing. This is particularly noticeable amongst men.
- Sixty-seven per cent of Australians who die from skin cancer are men.
- Non-melanoma skin cancer is the most common form of cancer in Western Australia, but is not reported to the Cancer Registry. It is estimated that there were around 44,000 cases diagnosed in WA in 2008.
- Although non-melanoma skin cancer is not as serious as melanoma, its high incidence (80 per cent of all cancers diagnosed in Australia) places a significant burden on the health system.

Cancer Incidence, Western Australia, 2009



- Men in Western Australia have a 1 in 22 risk of melanoma and women and 1 in 35 risk.
- Overall, melanoma is the third most common cancer in WA (behind prostate, breast, and colorectal cancer), with over 1,000 new cases diagnosed each year.
- In WA Melanoma is the fifth leading cause of death amongst men, and the fifteenth most common in women.
- The higher rate of melanoma deaths in men is likely due to higher incidence, late detection and late presentation for treatment.

Melanoma incidence by age and sex, Western Australia 2009

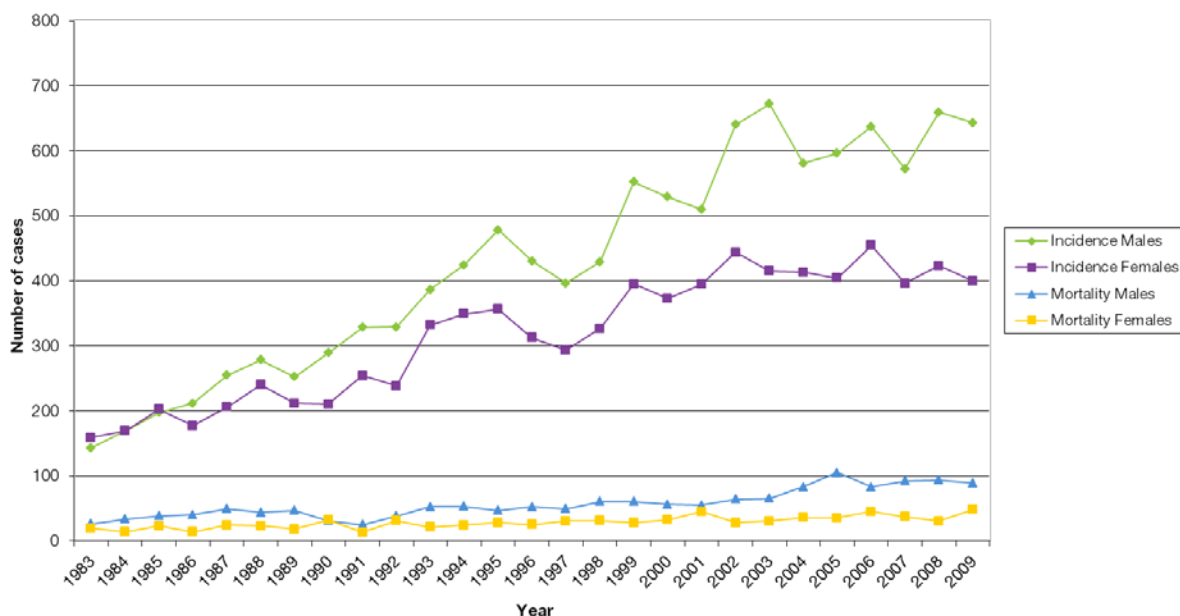


## Number of cases Western Australia 1993-2009

		1983	1984	1985	1986	1987	1988	1989	1990	1991	1992	1993	1994	1995	1996	1997	1998	1999	2000	2001	2002	2003	2004	2005	2006	2007	2008	2009
Incidence	Male	143	169	197	211	255	278	252	289	328	329	386	424	478	430	396	429	552	529	510	640	672	581	596	637	572	659	643
	Female	159	169	202	177	206	240	211	210	254	238	332	349	356	312	293	326	395	373	394	444	415	413	404	454	396	423	400
	Total	302	338	399	388	461	518	463	499	582	567	718	773	834	742	689	755	947	902	904	1084	1087	994	1000	1091	968	1082	1043
Mortality	Male	26	33	38	40	49	44	47	31	25	38	52	53	47	52	49	60	60	56	55	64	65	83	105	83	92	93	89
	Female	19	14	23	14	24	23	18	32	13	31	21	24	28	25	30	31	28	32	45	28	30	36	35	45	37	30	48
	Total	45	47	61	54	73	67	65	63	38	69	73	77	75	77	79	91	88	88	100	92	95	119	140	128	129	123	137

\*Total number of cases recorded by the Cancer Registry in one year

## Melanoma incidence and mortality Western Australia 1993-2009



## Age Standardised Rates (ASR) Western Australia 1993-2009

		1983	1984	1985	1986	1987	1988	1989	1990	1991	1992	1993	1994	1995	1996	1997	1998	1999	2000	2001	2002	2003	2004	2005	2006	2007	2008	2009
ASR Incidence	Male	19.6	22.4	26.0	25.9	30.9	33.2	28.8	31.3	34.3	34.4	39.9	42.6	47.9	40.9	36.1	37.6	47.7	44.5	41.4	50.7	50.9	42.7	42.9	44.1	38.5	41.8	39.6
	Female	21.2	21.5	25.6	22.3	22.8	27.6	23.4	22.4	26.6	24.6	33.4	33.3	33.5	29.3	25.9	27.7	33.8	30.9	31	34.4	31.4	30.2	28.4	31.4	26.8	26.7	24.8
ASR Mortality	Male	3.6	4.3	5.2	4.6	6.0	5.3	5.2	4.1	2.8	3.4	5	5.1	4.2	4.7	4.3	5	5	4.2	4.1	4.6	4.8	5.7	7	5.1	5.6	5.4	4.9
	Female	2.3	1.9	2.7	1.5	2.8	2.5	1.5	3.5	1.2	3.0	1.8	2.2	2.5	1.9	2.4	2.2	2.1	2.3	3	1.7	2.1	2.4	2	2.6	2.1	1.4	2.6

\*Number of cases per 100,000 persons, adjusted for age (World population standard)

## Melanoma age standardized (ASR) incidence and mortality Western Australia 1993-2009

